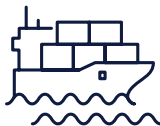




TIMOR-LESTE
Customs
Authority



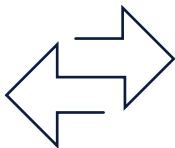
Exporting Goods through Tibar Bay Port

A Step-by-step Guide for Exporters

English version

This information booklet is made possible by the generous support of the American People through the United States Agency for International Development (USAID). This information booklet's contents were prepared by International Business Initiatives (IBI) for the USAID/Timor-Leste Trade Governance Activity under task order number 72047222F00001. The views expressed herein are the sole responsibility of IBI and do not necessarily reflect USAID or the United States Government's views.

Information provided within this guidance manual is correct at the time of publication, however; rules and regulations may be subject to change. If you are in any doubt, please visit the Customs Trade Portal for further information at: **www.customs.gov.tl**



Why should you read this guide?

The Government of Timor-Leste is committed to supporting the national economy by encouraging and facilitating legitimate commercial trade. As the government agency charged with the movement of goods across our borders, we play a pivotal role in protecting the country from the import and export of illegal or restricted goods, and we help to ensure that we collect the correct duties and taxes on behalf of the government.

This booklet includes the following parts:

Part I – Tibar Bay Port	03
Part II – Export Process	11

This booklet aims to help you understand the procedure for exporting your goods through Tibar Bay Port and includes a step-by-step guide describing the process that you or your customs broker must follow. You can find more helpful information about this process and the other changes that we are making by visiting the Customs Trade Portal at: www.customs.gov.tl

PART I

Tibar Bay Port



Tibar Bay Port

On September 30, 2022, Tibar Bay Port commenced operating and is now responsible for processing all containerized traffic arriving or departing by sea in Timor-Leste. The new facility will target productivity and performance levels in line with the world's biggest ports and boasts a modern infrastructure including a 630-meter quay and state-of-the-art equipment, including two Ship-to-Shore gantries, four Rubber-Tyred Gantry cranes, ten terminal tractors, and 16 trailers. Tibar Bay Port will facilitate trade between Timor-Leste and the rest of the world, especially China, North Australia, and Asian countries. The new facility will also operate as a transshipment hub and a maritime gateway to the Asia-Pacific region.

Timor Port S.A.

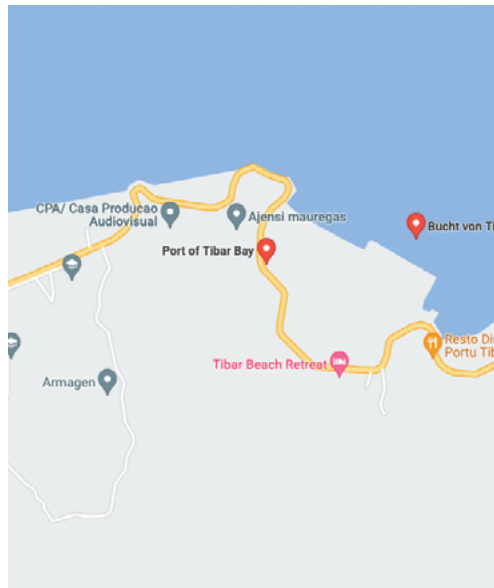
Tibar Bay Port was built based on a Public-Private Partnership (PPP) between the Government of Timor-Leste and Timor Port S.A. (TPSA), a subsidiary of the Bolloré Group. Under this agreement, TPSA will operate and maintain Tibar Bay Port for the next 30 years and will be responsible for loading and unloading vessels, moving containers or other goods within the port area, and ensuring site security.

Fees and Charges

The Government of Timor-Leste established the fees and charges associated with using Tibar Bay Port through the Declaration of Rectification No. 19/2021 (Tariff Regime Associated with the Use of the Port of Tibar). These fees and charges are separate from any customs duties and taxes you may owe and should not be confused. You can find additional information about these port fees and charges by visiting the Customs Trade Portal at: www.customs.gov.tl.

Location

Tibar Bay Port is located on the western side of Tibar Bay, approximately 12 km (7.5 miles) west of Dili.





SS
32 500 KG
71 650 LBS
2 850 KG
6 280 LBS

MAX. GROSS 32 500 KG
TARE 71 650 LBS
2 850 KG
6 280 LBS

MAX. PAYLOAD 29 650 KG
65 370 LBS



MAX. GROSS
TARE
2 500 KG
1 650 LBS
2 850 KG
8 280 LBS

MAX. GROSS
TARE
2 500 KG
1 650 LBS
2 850 KG
8 280 LBS

MAX. GROSS
TARE
2 500 KG
1 650 LBS
2 850 KG
8 280 LBS

PART II

Export Process

1 LODGE



You must electronically lodge your DAU, along with all necessary supporting documents, within ASYCUWorld (AW).



AW will automatically route your DAU to either the Green Lane or the Orange Lane.

You must apply a numerical seal(s) to your container(s) before arriving at Tibar Bay Port.



Our team will X-Ray your container(s) when it arrives at Tibar Bay Port.



After we have undertaken our checks we will re-route your DAU to Green Lane in AW.



2 VALIDATE



You should bring the proof of payment notice to the Customs Cashier in our HQ office (Dili), and we will validate within ASYCUWorld.



3 RELEASE



Your DAU is now cleared by us and you can visit the TPSA Administration building to pay any applicable port handling fees or charges.



A member of staff from TPSA will issue you with a gate pass and you can now access the port to unload your container(s).



Step 1 - LODGE

You must electronically lodge your Declaração Aduaneira Única (DAU) within ASYCUDAWorld (AW) and copies of relevant documents. The process is entirely electronic, and you do not need to provide us with a hard copy of your documents.

In some cases, you may require additional export permits or licenses from other government agencies, but your customs broker can provide more information on this. You can also find further information by visiting the Customs Trade Portal at: www.customs.gov.tl
From December 2, 2022, we no longer require you to pay any export processing fees, however; the TPSA may apply port handling fees or charges (described in Step 3).

You must apply a numerical seal(s) to your container(s) before arriving at Tibar Bay Port.

After you have lodged your DAU, the AW system will immediately route your DAU to either Green Lane or Orange Lane:

 **Green Lane:** You can move directly to Step 2.

 **Orange Lane:** This means we need to X-Ray your container(s) when it arrives at Tibar Bay Port. After we have undertaken our checks, we will re-route your DAU to Green Lane in AW, and you can move to Step 2.

Step 2 – VALIDATE

When you arrive at Tibar Bay Port, our team will check the seal number on your container(s) and validate the number(s) within AW. This process is fully automated, and you do not need to have any copies of any documents relating to the goods with you.

Step 3 – RELEASE

You can now head to the TPSA administration building to pay your port handling fees or charges. Once paid, the TPSA will issue you a gate pass allowing you to enter the port through the "IN Gate" and offload your container(s).

If any member of our team, or any other government official asks you for money, please ask to speak to one of our supervisors immediately. If you would rather speak to us anonymously, please call the Customs Hotline on 12200.

Disclaimer: External links provided within this guidance manual are included as a convenience and for informational purposes only; they do not constitute an endorsement or an approval by the Customs Authority of any of the products, services, or opinions of the corporation or organization, or individual. The Customs Authority bears no responsibility for the accuracy, legality, or content of the external site or subsequent links. You can find out more information about the Customs Authority by visiting the Customs Trade Portal at: **www.customs.gov.tl** .



USAID
FROM THE AMERICAN PEOPLE

